

METHODICAL BCI EQUITY FUND B1

Minimum Disclosure Document (Fund Factsheet)



As of 2026/05/31

INVESTMENT OBJECTIVE & POLICY

The funds objective is to provide investors with high long-term capital growth at average or lower than average volatility. In order to achieve this objective, the portfolio will seek on capturing value by focusing on equity selection opportunities. The portfolio will invest in selected equity securities across all industry groups across large, mid and small cap companies. The minimum equity exposure will be 80% of the portfolio's net asset value. The portfolio's investment universe consists of equity securities, preference shares, property shares and property related securities listed on exchanges, interest bearing instruments as well as assets in liquid form. The portfolio may also invest in participatory interests and other forms of participation in portfolios of collective investment schemes. The portfolio may from time to time invest in listed and unlisted financial instruments.

FUND INFORMATION

Portfolio Managers Edo Brasecke & Charl Keet
 Fund Classification South Africa Equity General
 Currency South African Rand
 Domicile South Africa
 Fund Size R 1 610 047 084.00

Income Declaration Dates 30 June & 31 December
 Inception Date 01 June 2016
 Benchmark SA Equity General
 Minimum Investment N/A

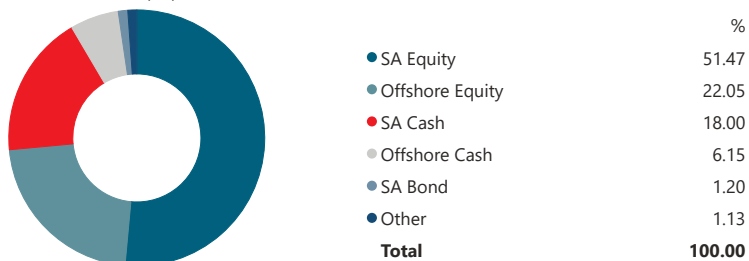
Price (NAV) per unit R 2.90
 Latest Distribution 31 December 2025 : 01.19 cpu
 Previous Distribution 30 June 2025 : 01.65 cpu
 Total Expense Ratio (TER) (incl. VAT) 2026/05/31 1.11% (PY: 1.12%)
 Transaction Cost (incl. VAT) 0.76% (PY: 1.04%)
 Total Investment Charge (incl. VAT) 1.87% (PY: 2.16%)

Transaction Time 14:00
 Valuation Time 15:00
 ISIN ZAE000218558
 JSE Code ACPB2

Highest Rolling 1 Year 73.66%
 Lowest Rolling 1 Year -19.01%

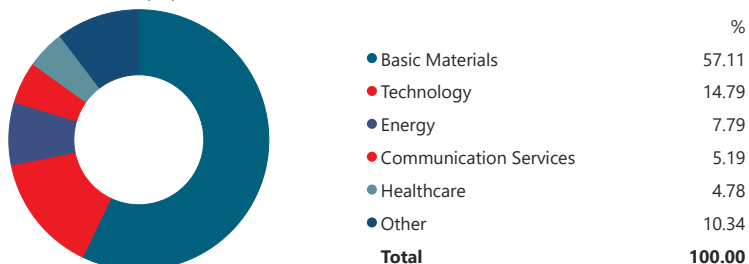
EFFECTIVE EXPOSURE

Portfolio Date: 2026/04/30



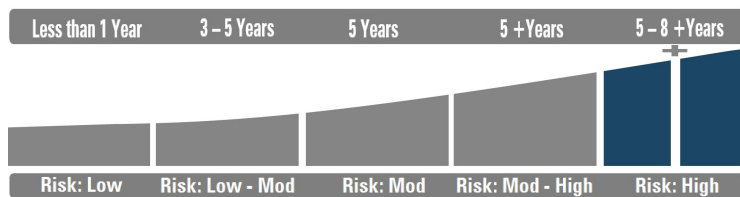
SECTOR ALLOCATION

Portfolio Date: 2026/04/30



Derivative exposure included above 0.00 May not sum to 100 due to rounding

RISK PROFILE RANGE



This portfolio has a high exposure to equities and therefore tend to be more volatile than most other portfolios. Expected potential long-term returns are high, but the risk of potential capital losses is high as well, especially over shorter periods. Where the asset allocation contained in this MDD reflect offshore exposure, the portfolio is exposed to currency risks. Therefore, it is suitable for long term investment horizons.

WHY CHOOSE THIS FUND

The Fund is suitable for investors seeking high returns over a long-term horizon with a correspondingly high risk tolerance. Such investors:

- do not require an income from their investment;
- accept that the fund could underperform the market significantly in the short-term
- in pursuit of superior long-term gains; and,
- are comfortable with full exposure to equity markets.

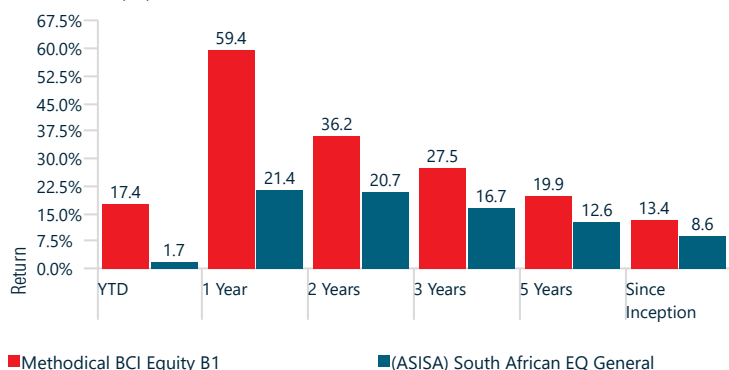
ANNUALISED PERFORMANCE

	YTD	1 Year	2 Years	3 Years	5 Years	Since Inception
Methodical BCI Equity B1	17.43	59.40	36.19	27.51	19.90	13.36
Benchmark	1.74	21.35	20.74	16.69	12.63	8.60

Annualised return is the weighted average compound growth rate over the period measured.

RETURNS (Net of Fees)

As of Date: 2026/05/31



TOP TEN HOLDINGS

Portfolio Date: 2026/04/30

Holding	% of Fund
Glencore PLC	5.78
Sasol, Ltd.	5.63
Pan African Resources PLC	5.40
iShares MSCI USA Quality Factor ETF	5.13
Thungela Resources Ltd Ordinary Shares	4.81
Valterra Platinum Ltd	4.56
Northam Platinum Holdings Ltd	4.26
South32 Ltd	3.60
DRDGold Limited	3.49
Impala Platinum Holdings	3.42

Methodical Investment Management (Pty) Ltd is an Authorised Financial Services Provider FSP 44480

+27 21 200 5920 alpha@methodical.co.za www.methodical.co.za 3 Cardiff Castle, 58 Main Street, Newlands, 7700, Cape Town



Source: Morningstar Direct

METHODICAL BCI EQUITY FUND B1

Minimum Disclosure Document (Fund Factsheet)

As of 2026/05/31



DISCLAIMER

Fundrock Collective Investments (RF) (Pty) Ltd ("FR") is a registered Manager of the Boutique Collective Investments Scheme, approved in terms of the Collective Investments Schemes Control Act, No 45 of 2002 and is a full member of ASISA. Collective Investment Schemes in securities are generally medium to long term investments. The value of participatory interests may go up or down and past performance is not necessarily an indication of future performance. FR does not guarantee the capital or the return of a portfolio. Collective Investments are traded at ruling prices and can engage in borrowing and scrip lending. A schedule of fees, charges and maximum commissions is available on request. FR reserves the right to close the portfolio to new investors and reopen certain portfolios from time to time in order to manage them more efficiently. Additional information, including application forms, annual or quarterly reports can be obtained from FR, free of charge. Performance fees are calculated and accrued on a daily basis based upon the daily outperformance, in excess of the benchmark, multiplied by the share rate and paid over to the manager monthly. Performance figures quoted for the portfolio are from Morningstar, as at the date of this minimum disclosure document for a lump sum investment, using NAV-NAV with income reinvested and do not take any upfront manager's charge into account. Income distributions are declared on the ex-dividend date. Actual investment performance will differ based on the initial fees charge applicable, the actual investment date, the date of reinvestment and dividend withholding tax. FR retains full legal responsibility for the third party named portfolio. Although reasonable steps have been taken to ensure the validity and accuracy of the information in this document, FR does not accept any responsibility for any claim, damages, loss or expense, however it arises, out of or in connection with the information in this document, whether by a client, investor or intermediary. This document should not be seen as an offer to purchase any specific product and is not to be construed as advice or guidance in any form whatsoever. Investors are encouraged to

obtain independent professional investment and taxation advice before investing with or in any of FR's products.

Please note that Boutique Collective Investments (RF) (Pty) Ltd changed its name to Fundrock Collective Investments (RF) (Pty) Ltd, effective 24 April 2026

Access the FR Privacy Policy and the FR Terms and Conditions on the FR website (www.bcis.co.za).

FAIS Conflict of Interest Disclosure

Please note that your financial advisor may be a related party to the co-naming partner and/or FR. It is your financial advisor's responsibility to disclose all fees he/she receives from any related party. The portfolio's TER includes all fees paid by portfolio to FR, the trustees, the auditors, banks, the co-naming partner, underlying portfolios, and any other investment consultants/managers as well as distribution fees and LISP rebates, if applicable. The portfolio's performance numbers are calculated net of the TER expenses. The investment manager earns a portion of the service charge and performance fees where applicable. In some instances, portfolios invest in other portfolios which form part of the FR Scheme. These investments will be detailed in this document, as applicable.

INFORMATION AND DISCLOSURES

Risks:

Certain investments - including those involving futures, options, equity swaps, and other derivatives may give rise to substantial risk and might not be suitable for all investors. Where foreign securities are included in the portfolio there may be additional risks such as potential constraints on liquidity and repatriation of funds, macroeconomic risk, political risk, foreign exchange risk, tax risk, settlement risk as well as potential limitations on the availability of market information.

Total Expense Ratio (TER):

Please note: A higher TER ratio does not necessarily imply a poor return, nor does a low TER imply a good return. The current TER cannot be regarded as an indication of future TER's. Transaction Costs are a necessary cost in administering the Fund and impacts Fund returns. It should not be considered in isolation as returns may be impacted by many other factors over time including market returns, the type of Fund, the investment decisions of the investment manager and the TER. The prior year ("PY") TER and Transaction cost calculations are based upon the portfolio's direct costs for the financial year ended 31 March 2026, whilst the underlying portfolios' ratio and cost calculations are based upon their most recent published figures, being 31 March 2026.

Effective Annual Cost:

Fundrock Collective Investments adopted the ASISA Standard on Effective Annual Cost ("EAC"). The EAC measure allows you to compare charges on your investments as well as their impact on your investment returns prior to investing. For further information regarding the ASISA Standard on Effective Annual Cost and access to the EAC calculator please visit our website at www.bcis.co.za. FR calculates the EAC as per the ASISA standard for a period of 3 years up till the most recent TER reporting period.

#Monthly Fixed Admin Fee: R15 excl. VAT which will apply to all direct investor accounts with balances of less than R100 000 at month end, unless an investor transacts online, in which case no such fee will be levied.

Fee Structure:

Annual Service Fee: 0.92% (Incl. VAT)
Initial Advisory Fee (Max): 3.45% (Incl. VAT)
Annual Advice Fee: 0 - 1.15% (if applicable)
Initial Fee: 0.00% (Incl. VAT)
Performance Fee: None

Issue Date: 12 June 2025

INVESTMENT MANAGER

Methodical Investment Management (Pty) Ltd is an authorised Financial Services Provider FSP 44480.

Additional information, including application forms, annual or quarterly reports can be obtained from FR, free of charge or can be accessed on our website www.bcis.co.za Valuation takes place daily and prices can be viewed on our website (www.bcis.co.za) or in the daily newspaper. Actual annual performance figures are available to existing investors on request. Upon request the Manager will provide the investor with portfolio quarterly investment holdings reports.

Ross Reuvers

Key Individual, Methodical Investment Management (Pty) LTD
ross@methodical.co.za

MANAGEMENT COMPANY INFORMATION

Fundrock Collective Investments (RF) (Pty) Ltd

Catnia Building, Bella Rosa Village, Bella Rosa Street, Bellville, 7530
Tel: +27 (0)21 007 1500/1/2
+ Email: clientservices@bcis.co.za + www.bcis.co.za

CUSTODIAN/TRUSTEE INFORMATION

Standard Bank of South Africa Ltd

Tel no : +27 (21) 441 4100

Methodical Investment Management (Pty) Ltd is an Authorised Financial Services Provider FSP 44480

+27 21 200 5920 alpha@methodical.co.za www.methodical.co.za 3 Cardiff Castle, 58 Main Street, Newlands, 7700, Cape Town



Source: Morningstar Direct